

# ***CIGWELD***

AN **ESAB** BRAND

*CutSkill* | *CutSkill* | *CutSkill*  
**35** | **45** | **60**  
*Plasma Cutters*





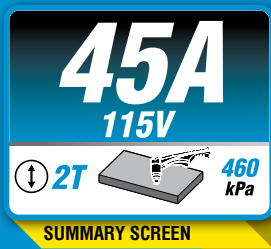
### MARKET FIRST INTERFACE

CIGWELD has now officially changed plasma cutting forever, with the launch of the new range of CutSkill Manual Plasma machines.

Over two years in development, the new CutSkill 35, CutSkill 45 and CutSkill 60 machines from CIGWELD feature a user interface that not only incorporates the latest in colour LCD technology, but also simplifies the entire cutting set up process.

With a single control knob, the operator can select each function necessary to suit their desired needs.

Decide if you want your torch set to manual or latch mode, whether you're cutting flat plate or grid plate, adjust your current and you're ready to cut! All of these actions are clearly displayed on the massive 2.8" colour LCD display. Need to gouge, then the CutSkill 60 has you covered!



#### LCD SCREEN

2.8" LCD screen displays all cutting setting, input voltage and input air pressure

- Ease of use for the user
- All key information at a glance
- Taking plasma cutting to a whole new level
- Single Control Knob adjusts all cutting settings



#### REMOVABLE AIR FILTER WITH PURGING VALVE

Moisture in your air compressor can reduce the lifespan of the Plasma Torch consumables. The CutSkill inbuilt air filter removes this problem. The air filter can be purged at any time by using the purging valve and is also removable for cleaning. It is housed in a concave inset in order to prevent damage.



**“Talk about easy. The colour LCD interface told me everything I needed to know, without the need to adjust dials and buttons all over the unit like with other plasma cutters”**

**“This unit packs a serious punch! It gets through steel like a knife through butter!”**

## INTERNAL REGULATOR

The regulator is internal and air through the torch is managed automatically by the plasma unit. This removes the need to adjust air pressure for individual cutting requirements.

## TORCH

All three Plasma CutSkill machines come complete with a detachable 60 amp torch with 5 meter lead designed specifically for the CutSkill plasma cutting range.

The torch includes a safety latch in order to prevent risk of accidental arc.

## CONSUMABLES

Each of the high quality consumables is suitable for the CutSkill 35, CutSkill 45 or CutSkill 60, with the exception of the cutting tip, where a specific tip is designed for the 35A and 45A version.

## ACCESSORIES

### Inline Air Filter

The inline Air Filter is designed to prevent all moisture, plus oil and dirt down to 0.85 microns from passing through your air line to the plasma unit. This offers extra protection in addition to the inbuilt air filter located in the plasma unit itself.

### Circle Cutting Guide

The Circle Cutting Guide allows for circle cutting up to a radius of 400mm. The cutting guide can be affixed to the work plate by either of the included Straight, Magnetic or Screw Pivots.

## WARRANTY

3-Year Warranty on the power source.

## FEATURES



Fully Compliant to AS 60974.1-2006.  
Enclosure rated to IP23S.



2.8" Colour LCD Screen  
Allows for full interactive digital control



**Air Compressor**  
Recommended air compressor required:  
Cutskill 35 & 45 - 730kPa, 4 CFM  
Cutskill 60 - 800kPa, 4 CFM



3-Year Warranty\*  
\*Refer to operating manual for further details



CutSkill 60A Plasma Torch



**Gouging Tip**  
Gouging Tip 1.1mm\*  
\*for CutSkill 60 System only

## SPECIFICATIONS

**CutSkill 35**  
PLASMA CUTTER

**CutSkill 45**  
PLASMA CUTTER

**CutSkill 60**  
PLASMA CUTTER

	MILD STEEL CLEAN CUT:	12 mm	16 mm	20 mm
	MILD STEEL SEVERANCE:	16 mm	24 mm	28 mm
	STAINLESS CLEAN CUT:	10 mm	12 mm	14 mm
	ALUMINIUM CLEAN CUT:	8 mm	10 mm	12 mm
	INPUT POWER:	240V, 1Ph, PFC, 10A	240V, 1Ph, PFC, 15A	240V, 1Ph, PFC, 15A** Minimum recommended circuit breaker is 25A
	DUTY CYCLE:	35% @ 35A	35% @ 45A	20% @ 60A**
	CURRENT RANGE:	20-35 Amps	20-45 Amps	20-60 Amps
<b>kPa</b>	INPUT AIR REQUIRED:	730 kPa, 110 LPM	730 kPa, 110 LPM	800 kPa, 110 LPM
	GENERATOR REQUIRED:	8 kVA	9 kVA	15 kVA
	DIMENSIONS:	415mm L x 176mm W x 324mm H (Incl Handle)	415mm L x 176mm W x 324mm H (Incl Handle)	437mm L x 176mm W x 324mm H (Incl Handle)
	WEIGHT:	11.8 kg	11.8 kg	13.2kg

\*\*Upgrade to 4mm<sup>2</sup> lead and 20A plug to achieve 30% @ 60A Duty Cycle.

# CIGWELD

AN **ESAB** BRAND

## CutSkill | CutSkill | CutSkill 35 | 45 | 60 Plasma Cutters

### PACKAGE CONTENTS

#### PLASMA POWER SOURCE CUTSKILL 35 OR 45

CutSkill 60A Plasma Torch  
Work Cable and Clamp  
Wrench for Air Filter  
1x ¼" Nitto Air Line Connector  
Shoulder Strap

#### PLASMA POWER SOURCE CUTSKILL 60

CutSkill 60A Plasma Torch  
Gouging Tip 1.1mm  
Work Cable and Clamp  
Wrench for Air Filter  
1x ¼" Nitto Air Line Connector  
Shoulder Strap

The 60A Torch includes everything to get cutting!

### ORDERING INFORMATION

CutSkill 35 System Package	1-1601-30
CutSkill 45 System Package	1-1601-40
CutSkill 60 System Package	1-1601-60
CutSkill 60A Plasma Torch Package	CSP337000
CutSkill Plasma Cutting Tip 35A 0.8mm	CSP337001
CutSkill Plasma Cutting Tip 45A 0.9mm	CSP337002
CutSkill Plasma Cutting Tip 60A 1.1mm*	CSP337095
CutSkill 60A Plasma Torch Electrode	CSP337003

CutSkill 60A Plasma Torch Standoff Guide	CSP337004
CutSkill 60A Plasma Torch Shield Cup	CSP337005
CutSkill 60A Plasma Torch O-Ring	CSP337006
CutSkill 60A Plasma Torch Gas Diffuser	CSP337007
CutSkill 60A Plasma Torch Gouging Tip 1.1mm*	CSP337096
CutSkill Plasma Inline Filter	CSP337039
CutSkill Plasma Inline Filter Cartridge	CSP337040
CutSkill Plasma Circle Cutting Guide	CSP337041

\*For use with CutSkill 60 plasma System only.

### WE RECOMMEND GENUINE CIGWELD PRODUCTS



THE BIGGEST RANGE AND THE BEST QUALITY, WITH GUARANTEED PERFORMANCE.



CIGWELD Pty Ltd An ESAB Brand 71 Gower Street, Preston VIC 3072 Australia  
Customer Care: Tel: 1300 654 674 Fax: 03 9474 7391 | Email: enquiries@cigweld.com.au  
International Enquiries: Tel: +61 3 9474 7508 Fax: +61 3 9474 7488



CIGWELD.COM.AU

In the interest of continuous improvements, CIGWELD Pty Ltd ABN 56 007 226 815 (An ESAB Brand) reserves the right to change specifications or design on any of its products without prior notice.

CIG002-0622